



501, Mahakosh House, 7/5, South Tukoganj,  
Nath Mandir Road, Indore - 452001. INDIA.  
Phone : +91 731 2518124-25-26.  
Fax : +91 731 2518127.

CIN : L27100 MH1987 PLC 142326

RSAL/Secretarial/2014-15

16<sup>th</sup> January, 2015

To,  
The Bombay Stock Exchange Limited  
Phiroze Jeejeebhoy Towers,  
Rotunda Bldg., Dalal Street,  
Mumbai - 400001

Dear Sir,

**Sub: Shareholding Pattern for the quarter ended 31<sup>ST</sup> December, 2014**

**Re: Clause 35 of the Listing Agreement**

In terms of the provisions of Clause 35 of the Listing Agreement, please find enclosed herewith "Shareholding Pattern" for the quarter ended 31<sup>ST</sup> December, 2014.

This is for the information of the Exchange and members thereof.

Kindly arrange to take the same on record and acknowledge.

Thanking You,

Yours faithfully,

**For Ruchi Strips and Alloys Limited**

**Deepak Upadhyay**  
**Company Secretary**  
Encl: a/a


Introductory sub-table (I)(a)

Name of the Company : RUCHI STRIPS AND ALLOYS LIMITED

Scrip Code, Name of the scrip, class of security : 513295, RUCHISTR, EQUITY

Quarter ended : 31/12/2014

Partly paid-up shares:-	No. of partly paid-up shares	As a % of total no. of partly paid-up shares	As a % of total no. of shares of the company
Held by promoter/promoter group			
Held by public			
<b>Total</b>		<b>NOT APPLICABLE</b>	
<b>Outstanding convertible securities:-</b>	<b>No. of outstanding securities</b>	<b>As a % of total no. of outstanding convertible securities</b>	<b>As a % of total no. of shares of the company, assuming full conversion of the convertible securities</b>
Held by promoter/promoter group			
Held by public			
<b>Total</b>		<b>NOT APPLICABLE</b>	
<b>Warrants:-</b>			
	<b>No. of warrants</b>	<b>As a % of total no. of warrants</b>	<b>As a % of total no. of shares of the company, assuming full conversion of warrants</b>
Held by promoter/promoter group			
Held by public			
<b>Total</b>		<b>NOT APPLICABLE</b>	
<b>Total paid-up capital of the company, assuming full conversion of warrants and convertible securities</b>	<b>49995701</b>		




**Statement Showing Shareholding Pattern**

Category of Shareholder code	Category of Shareholder	Number of Shareholders	Table I(a)		Total shareholding as a percentage of total number of shares		Shares Pledged or otherwise encumbered
			Total number of shares	Number of shares held in dematerialized form	As a percentage of (A+B) <sup>1</sup>	As a percentage of (A+B+C)	
			(IV)	(V)	(VI)	(VII)	(VIII)
(A)	Shareholding of Promoter and Promoter						
1	Indian						
(a)	Individuals/ Hindu Undivided Family	2	1305000	1305000	2.61	2.61	0
(b)	Central Government/ State Government(s)	0	0	0	0.00	0.00	0
(c)	Bodies Corporate	7	12830502	12830502	25.66	25.66	9953250
(d)	Financial Institutions/ Banks	0	0	0	0.00	0.00	0
(e)	Any Others(Specify)	0	0	0	0.00	0.00	0
(e-i)		0	0	0	0.00	0.00	0
(e-ii)		0	0	0	0.00	0.00	0
	<b>Sub Total(A)(I)</b>	<b>9</b>	<b>14135502</b>	<b>14135502</b>	<b>28.27</b>	<b>28.27</b>	<b>9953250</b>



<b>2</b>	<b>Foreign</b>											
a	Individuals (Non-Residents Individuals/ Foreign Individuals)	0		0		0	0.00	0.00				0
b	Bodies Corporate	0		0		0	0.00	0.00				0
c	Institutions	0		0		0	0.00	0.00				0
d	Qualified Foreign Investor	0		0		0	0.00	0.00				0
e	Any Others(Specify)	0		0		0	0.00	0.00				0
e-i		0		0		0	0.00	0.00				0
e-ii												
	<b>Sub Total(A)(2)</b>	<b>0</b>		<b>0</b>		<b>0</b>	<b>0.00</b>	<b>0.00</b>				<b>0</b>
	<b>Total Shareholding of Promoter and</b>	<b>9</b>		<b>14135502</b>		<b>14135502</b>	<b>28.27</b>	<b>28.27</b>				<b>9953250</b>
<b>(B)</b>	<b>Public shareholding</b>											
<b>1</b>	<b>Institutions</b>											
(a)	Mutual Funds/ UTI	4		79500		0	0.16	0.16				0
(b)	Financial Institutions / Banks	3		400		300	0.00	0.00				0
(c)	Central Government/ State Government(s)	0		0		0	0.00	0.00				0
(d)	Venture Capital Funds	0		0		0	0.00	0.00				0
(e)	Insurance Companies	0		0		0	0.00	0.00				0
(f)	Foreign Institutional Investors	0		0		0	0.00	0.00				0
(g)	Foreign Venture Capital Investors	0		0		0	0.00	0.00				0
(h)	Qualified Foreign Investor	0		0		0	0.00	0.00				0
(i)	Any Other (specify)	0		0		0	0.00	0.00				0
(i-ii)		0		0		0	0.00	0.00				0
(i-ii)												
	<b>Sub-Total (B)(1)</b>	<b>7</b>		<b>79900</b>		<b>300</b>	<b>0.16</b>	<b>0.16</b>				<b>0</b>



<b>B 2</b>	<b>Non-institutions</b>																		
(a)	Bodies corporate	177	24935963	24804263	49.88	49.88													
(b)	Individuals																		
	Individuals - i. Individual shareholders holding nominal share capital up to Rs 1 lakh	22208	5792578	3041513	11.59	11.59													
II	ii. Individual shareholders holding nominal share capital in excess of Rs. 1 lakh.																		
(c)	Qualified Foreign Investor	48	5051008	3471008	10.10	10.10													
(d)	Any Other (specify) Clearing member	4	750	750	0.00	0.00													
(d-i)																			
(d-ii)																			
	Sub-Total (B)(2)	22437	35780299	31317534	71.57	71.57													
(B)	Total Public Shareholding (B)= (B)(1)+(B)(2)	22444	35860199	31317834	71.73	71.73													
	TOTAL (A)+(B)	22453	49995701	45453336	100.00	100.00													
(C)	Shares held by Custodians and against which Depository Receipts have been issued																		
1	Promoter and Promoter Group	0	0	0	0	0.00													
2	Public	0	0	0	0	0.00													
	Sub-Total (C)	0	0	0	0	0													
	GRAND TOTAL (A)+(B)+(C)	22453	49995701	45453336	100.00	100.00													9953250



Sr.No	Notes
1	Total foreign shareholding is 8772014 equity shares (1.75% & No. of shareholders - 212) are held by NRI individuals belonging to Public Category.
2	
3	
4	
5	
6	
7	
8	
9	



(1)(b) Statement showing holding of securities (including shares, warrants, convertible securities) of persons belonging to the category "Promoter and Promoter Group"


Sr. No.	Name of the shareholder	Details of Shares held		Encumbered shares (*)		Details of warrants		Details of convertible securities		Total shares (including underlying shares assuming full conversion of warrants and convertible securities) as a % of diluted share capital	
		Number of shares held	As a % of grand total (A)+(B)+(C)	No.	As a percentage (V)=(V)/(III)*100	Number of warrants held	As a % of total warrants of the same class	Number of convertible securities held	As a % of total convertible securities of the same class		
(i)	(ii)	(iii)	(iv)	(v)	(vi)=(v)/(iii)*100	(vii)	(viii)	(ix)	(x)	(xi)	(xii)
1	Ruchi Soya Industries Ltd	1771700	3.54	0	0	0	0	0	0	3.54	
2	APL International P Ltd	675000	1.35	0	0	0	0	0	0	1.35	
3	Ruchi Acroni Industries Ltd	388852	0.78	0	0	0	0	0	0	0.78	
4	Nutrela Marketing P Ltd	30000	0.06	0	0	0	0	0	0	0.06	
5	Param Foundation P Ltd	6053987	12.11	0	42.83	0	0	0	0	12.11	
6	Ruchi Infrastructure Ltd	11700	0.02	0	0	0	0	0	0	0.02	
7	Ruchi Infotech Ltd	3899263	7.80	0	27.58	0	0	0	0	7.80	
8	Abhaddevi Shahra	5000	0.01	0	0	0	0	0	0	0.01	
9	Savitrivevi Shahra	1300000	2.60	0	0	0	0	0	0	2.60	
<b>TOTAL</b>		<b>14135502</b>	<b>28.27</b>	<b>9953250</b>	<b>70.41</b>	<b>19.91</b>	<b>0</b>	<b>0</b>	<b>0</b>	<b>28.27</b>	

(\*) The term "encumbrance" has the same meaning as assigned to it in regulation 28(3) of the SAST Regulations, 2011



(D)(c)(i) Statement showing holding of securities (including shares, warrants, convertible securities) of persons belonging to the category "Public" and holding more than 1% of the total number of shares

Sr. No.	Name of the shareholder	Number of shares held	Shares as a percentage of total number of shares {i.e., Grand Total (A)+(B)+(C) indicated in Statement at para (D)(a) above}	Details of warrants		Details of convertible securities		Total shares (including underlying shares assuming full conversion of warrants and convertible securities) as a % of diluted share capital
				Number of warrants held	As a % of total number of warrants of the same class	Number of convertible securities held	% w.r.t total number of convertible securities of the same class	
1	AVIRAT URJA PRIVATE LIMITED	1949468	3.90	0	0	0	0	3.90
2	ROHINI FOREX PRIVATE LIMITED	3343134	6.69	0	0	0	0	6.69
3	JUSH DEVELOPERS AND ERECTORS P LTD	3806000	7.61	0	0	0	0	7.61
4	TOP SEALS INDIA LIMITED	6976714	13.96	0	0	0	0	13.96
5	JOYFUL DEVELOPERS P LTD	3806075	7.61	0	0	0	0	7.61
6	MONEY CAPFIN PVT LTD	4235796	8.47	0	0	0	0	8.47
7	SURYA PRAKASH HEDA	1620506	3.24	0	0	0	0	3.24
8	ISHAN VYAS	750000	1.50	0	0	0	0	1.50
9	RAMESH JHALANI	830000	1.66	0	0	0	0	1.66
	<b>TOTAL</b>	<b>27317693</b>	<b>54.64</b>	<b>0</b>	<b>0</b>	<b>0</b>	<b>0</b>	<b>54.65</b>





Statement showing holding of securities (including shares, warrants, convertible securities) of persons (together with PAC) belonging to the category "Public" and holding more than 5% of the total number of shares of the company

Sr. No.	Name(s) of the shareholder(s) and the Persons Acting in Concert (PAC) with them	Number of shares	Shares as a percentage of total number of shares  {i.e., Grand Total (A)+(B)+(C) indicated in Statement at para (1)(a) above}	Details of warrants		Details of convertible securities		Total shares (including underlying shares assuming full conversion of warrants and convertible securities) as a % of diluted share capital
				Number of warrants	As a % total number of warrants of the same class	Number of convertible securities held	% w.r.t total number of convertible securities of the same class	
1	MONEY CAPFIN PVT LTD	4235796	8.47	0	0	0	0	8.47
2	ROHINI FOREX PVT LTD	3343134	6.69	0	0	0	0	6.69
3	TOP SEALS INDIA LTD	6976714	13.95	0	0	0	0	13.95
4	JUSH DEVELOPERS AND ERECTORS P LTD	3806000	7.61	0	0	0	0	7.61
5	JOYFUL DEVELOPERS P LTD	3806075	7.61	0	0	0	0	7.61
	<b>TOTAL</b>	<b>22167719</b>	<b>44.34</b>	<b>0</b>	<b>0</b>	<b>0</b>	<b>0</b>	<b>44.34</b>



**(I)(d) Statement showing details of locked-in shares**

Sr. No.	Name of the shareholder	Number of locked-in shares	Locked-in shares as a percentage of total number of shares {i.e., Grand Total (A)+(B)+(C) indicated in Statement at para (I)(a) above}
1			
2			
3			
4			
5	NOT APPLICABLE		
6			
7			
8			
9			
<b>TOTAL</b>			



(II)(b) Statement showing holding of Depository Receipts (DRs), where underlying shares held by "promoter/promoter group" are in excess of 1% of the total number of shares

Sr. No.	Name of the DR Holder	Type of outstanding DR (ADRs, GDRs, SDRs, etc.)	Number of shares underlying outstanding DRs	Shares underlying outstanding DRs as a percentage of total number of shares {i.e., Grand Total (A)+(B)+(C) indicated in Statement at para (I)(a) above}
1				
2				
3				
4		NOT APPLICABLE		
5				
6				
7				
8				
9				
<b>TOTAL</b>				

